

If you have any questions, please contact me at jamie@teachmommyteach.com

Thank you for downloading!

You May:

- use these resources in your own home or classroom for non-commercial use.
- print as many copies as you would like.
- share the website link, <https://teachmommyteach.com/>, where this printable can be found, so that others can download the file.

You May NOT:

- sell, give away, or share a printed copy. Each person should download separately and print.
- print out a copy for multiple teachers, as in an entire school, co-op, or other group. Each teacher should download separately and print.
- link directly to the pdf. Instead, link to the page on <https://teachmommyteach.com/> or <https://teacherspayteacher.com/> where you found the download.
- claim this or any part of this printable as your own.
- alter this printable and claim it as your own.
- host any of the files on your personal or other websites that can be shared with others.
- Upload this resource to any file sharing sites

Credits!! Thank you Speaking of Images and Open Clipart!



<https://www.teacherspayteachers.com/Store/Speaking-Of-Images>



<https://openclipart.org/>

Set 5 Book 4: The Picnic

Pre-Reading Worksheets

Your child will review the **EA** and **OO** spellings.
Your child will review the long vowel-consonant-silent e rule and a
few other phonics rules.

Name: _____

The vowels are **EA** often represent the **long e** sound.

Practice reading the following **EA** words.

beach beach

cream cream

pea pea

beans beans

meatballs

meatballs

Name: _____

The vowels are **EA** often represent the **long e** sound.

Practice reading the following **EA** words

peanut

peanut

peaches

peaches


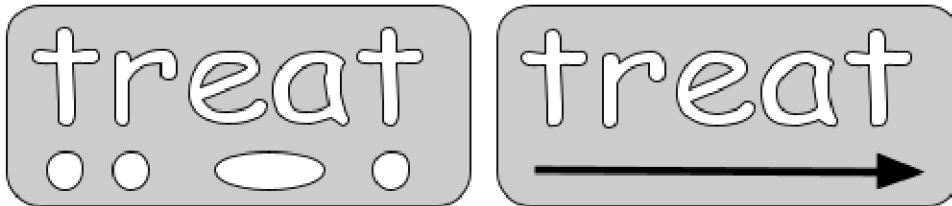
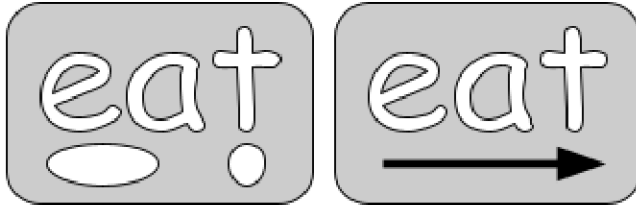
tea tea

feast feast

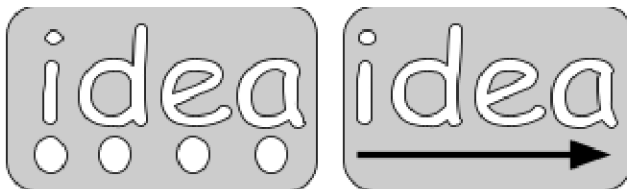
Name: _____

The vowels are **EA** often represent the **long e sound**.

Practice reading the following **EA** words



The **i** represents the **long i sound** in the following word. Also, the following word does not sound out with the simple **EA** represents the **long e sound**. The **EA** in this word represents the **long e sound** and **schwa sound**. Sound out the following word.



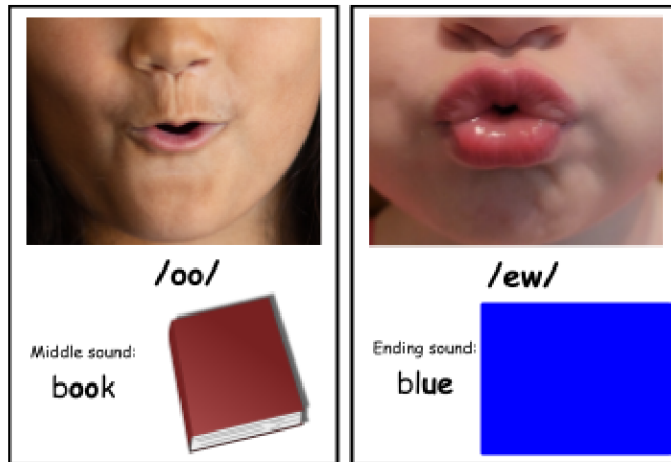
Read the following sentence.

We were hungry. Tim had an idea. "Let's go get a treat! Let's eat ice cream!"

Did you have any trouble reading any of the words above? If you did, write those words on the back of this page.

Name: _____

OO can represent different sounds. Practice saying the sounds.



Which sound does the oo in the following word represent?

good

Read the following sentences. Circle any OO words that represent the oo sound.
Draw a box around any OO words that represent the ew sound.

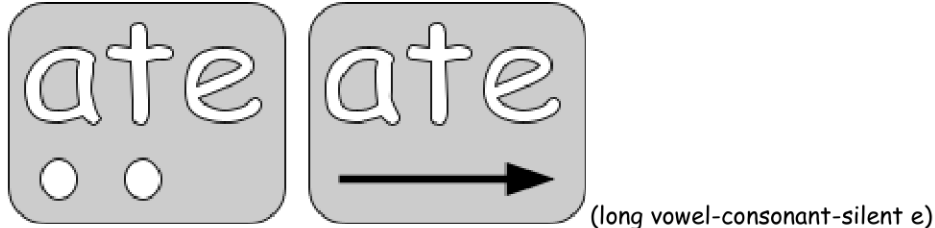
Bill had a good dog.

Bill's dog helped at a zoo.

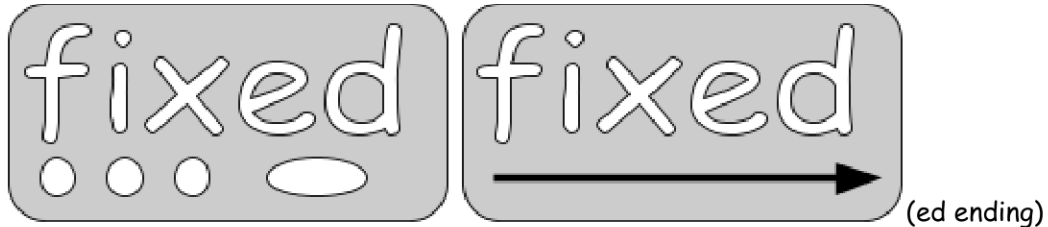
When they got home, Bill's dog
snoozed.

Name: _____


Practice reading the following words. If you are struggling, ask an adult to review the phonics rules for the word.




(long vowel-consonant-silent e)




(ed ending)




(long vowel-consonant-silent e)



(ed ending)



(th digraph, ey represents long a sound)



(y represents the long i sound when y is at the end of a one syllable word)

Set 5 Book 4: The Picnic

Post-Reading Worksheets

Name: _____

Read the words. Cut out the words. Then sort the following words into long and short vowel categories.

Short Vowels

Long Vowels

eat	ate	at	hotdog
swim	treat	green	

ANSWERS

Name: _____

Read the words. Cut out the words. Then sort the following words into long and short vowel categories.

Short Vowels

at

hotdog

swim

Long Vowels

eat

ate

treat

green